

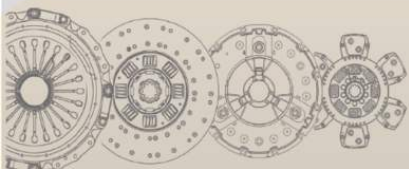


...**LIPE** FOR LIFE™

SETCO AUTOMOTIVE N.A. INC.

SETCO™ **LIPE** CLUTCH

Catalog



Setco Automotive (NA) Inc.
Address: 1731 Mineral Wells Avenue,
Paris, Tennessee 38242

Sales: salesna@setcoauto.com

Fax: (731) 642-7899

Direct: (731) 642-4215 Ext. 2221

Tech Support (877) 642-2419



...**LIFE** FOR LIFE™

THE SETCO STORY

Setco, a respected name in heavy-duty clutch manufacturing since 1982, stands out as a global leader in high-performance heavy-duty clutches. With an annual supply of over 1 million clutches to the worldwide truck market, Setco has built a solid reputation.



Our team of 2500 members operates from four state-of-the-art manufacturing facilities in the United States, United Kingdom, and India, supported by two advanced R&D centers. Committed to meeting evolving market needs, Setco continuously expands its clutch line.

Our dedication to excellence is evident in our OEM standard clutches, tailored exclusively for new vehicle production and aftermarket customers. With a best-in-class warranty, Setco emphasizes quality, customer satisfaction, exceptional service, and an environmentally friendly design with superior Noise Vibration Harmonics.

Certified with ISO/TS 16949, ISO 14001, OHSAS 18001 & VDA 6.3, our manufacturing facilities uphold the highest quality standards. Setco's relentless pursuit of excellence ensures that every product surpasses expectations, making us the discerning choice for those who seek the best for their trucks.

**Fax: (731) 642-7899
Tech Support (877) 642-2419
Direct: (731) 642-4215 Ext. 2221
Sales: salesna@setcoauto.com**

**Setco Automotive (NA) Inc.
Address: 1731 Mineral Wells Avenue,
Paris, Tennessee 38242**



...**LIPE** FOR LIFE™

Introducing the 430mm Push Diaphragm Clutch for use in the DT-12™ Transmissions



Built to complete OEM specifications

<i>Lipe™ Part #</i>	<i>Engine Size</i>	<i>Springs</i>	<i>Diaphragm Size</i>	<i>Torque Rating</i>	<i>OEM #</i>	<i>Eaton #</i>	<i>Transmission #</i>
LP -4489DT Complete Kit	DD13	6	254	1850	A-003-250-21-15, A02-14135000	A02-14135000	DT-12*
	DD15						

*DT-12 is a trademark of Mercedes Benz Group and Daimler Truck North America

	Lipe™ Part # Actuator Only US-CB-L6734L	OEM # A 003 250 21 15 6482 000 218 A-1002
---	--	--

Fax: (731) 642-7899
Tech Support (877) 642-2419
Direct: (731) 642-4215 Ext. 2221
Sales: salesna@setcoauto.com

Setco Automotive (NA) Inc.
Address: 1731 Mineral Wells Avenue,
Paris, Tennessee 38242



430mm Push Diaphragm Clutch

For use in the I-Shift™ and M-Drive™ Transmissions

...**LIPE** FOR LIFE™



Built to complete OEM specifications

<i>Lipe™ Part #</i>	<i>Engine Size</i>	<i>Springs</i>	<i>Diaphragm Size</i>	<i>Torque Rating</i>	<i>OEM #</i>	<i>Eaton #</i>	<i>Sachs #</i>	<i>Transmission #</i>
LP 104460-1	11L D11 MP7	6	232	1650	85003114	104460-1	3400700358	AT2412, AT2512, AT2612, ATO2612
LP 104461-1	13L D13 D13TC MP8 MP8HE	6	254	1850	85000907 85003972 85003973 21580977 85022454 85022395 21844678	104461-1	3400700359	AT2412, AT2512, ATO2512, AT2612, ATO2612

*Ishift and Mdrive are trademarks of AB Volvo Corporation

	<p style="text-align: center;">Lipe™ Part # Actuator Only US-CB-L3728U</p>	<p style="text-align: center;">OEM # 21465235, 21320929 20812087, 21316220</p>
--	---	---

Fax: (731) 642-7899

Tech Support (877) 642-2419

Direct: (731) 642-4215 Ext. 2221


Sales: salesna@setcoauto.com

Setco Automotive (NA) Inc.
Address: 1731 Mineral Wells Avenue,
Paris, Tennessee 38242



15.5" ASD Clutch Range

...**LIFE** FOR LIFE™



<i>Lipe™ Part #</i>	<i>Springs</i>	<i>Pads</i>	<i>Clamp Load</i>	<i>Torque</i>
LP 108925-20	7	6	4000	1860
LP 108925-25	7	6	4000	2050
LP 108935-61	9	4	3600	1760
LP 108391-74	10	6	3600	1650
LP 108925-82	7	4	3600	1700
LP 108935-91	9	6	3600	1650
LP 208925-20	7	6	4000	1860
LP 208925-25	7	6	4000	2050
LP 208925-61	9	4	3600	1760
LP 208925-82	7	4	3600	1700
LP 208925-91	9	6	3600	1650


*Lipe Clutches are manual adjustment clutches

Fax: (731) 642-7899
 Tech Support (877) 642-2419
 Direct: (731) 642-4215 Ext. 2221
 Sales: salesna@setcoauto.com

Setco Automotive (NA) Inc.
 Address: 1731 Mineral Wells Avenue,
 Paris, Tennessee 38242



...**LIFE** FOR LIFE™



14" ASD Clutch Range

Lipe™ Part #	Engine Size	Pads	Clamp Load	Torque	OEM Cross Reference
LP 107683-5	8	3	3200	650	107683-5, 109400-5
LP 107237-10	8	3	2000	900	107237-10, 107237-22, 109500-10, 109500-22



Lipe Clutch Installation Kits



Lipe™ Part #	Transmission	OEM Cross Reference
LK-2468	18 Speed	K-2468, 2468, FLT2468, M-1771
LK-3600	8, 10 & 13 Speed	K-3600, 3600, FLT3600, M-1910

*Lipe Clutches are manual adjustment clutches

Add a Lipe Installation Kit and Receive an Additional Year On Your Clutch Warranty!

*Must Be Purchased at the Time of Clutch Purchase

Fax: (731) 642-7899
 Tech Support (877) 642-2419
 Direct: (731) 642-4215 Ext. 2221
 Sales: salesna@setcoauto.com

Setco Automotive (NA) Inc.
 Address: 1731 Mineral Wells Avenue,
 Paris, Tennessee 38242



...**LIFE** FOR LIFE™

Heavy-Duty Lipe Clutch **THE GOLD STANDARD**

Experience unparalleled durability with Heavy Duty Lipe clutches - a direct pressure, multi-lever design meticulously crafted to meet the rigorous demands of class 8 vehicles in challenging service conditions. Unlike any other clutches in the current market, Lipe is engineered to endure the most extreme loads on today's roads and seamlessly fits any manual transmission truck available.

Lipe 1, boasting an impressive 2400 ft. lbs. of torque, stands as the pinnacle of clutch engineering, uniquely designed to handle class 8 trucks with up to 950 horsepower. This powerhouse provides exceptional grip in the most demanding applications, making it the ideal choice not only for high horsepower trucks but also for specialized truckers dealing with heavy loads, lowboys, and loggers where torque demand is at its zenith.

Lipe 2, offering 2000 ft. lbs. of torque, distinguishes itself by surpassing the longevity of standard OE clutches in today's market due to its meticulously engineered design. Lipe 3, 4 & 5, categorized as our medium-duty clutches, continue this tradition of longevity and superiority, designed to outlast competing products.

Being the oldest brand in the industry, Lipe clutch sets itself apart with a unique design that has become the Gold Standard. Our commitment to excellence is evident in our ability to outperform the competition, making us the preferred choice for those who seek enduring quality and reliability in heavy-duty clutch solutions.

**Fax: (731) 642-7899
Tech Support (877) 642-2419
Direct: (731) 642-4215 Ext. 2221
Sales: salesna@setcoauto.com**

**Setco Automotive (NA) Inc.
Address: 1731 Mineral Wells Avenue,
Paris, Tennessee 38242**

LiPe Clutch Specification Sheet



<i>LIPE #</i>	<i>Spline</i>	<i>Description</i>	<i>Plate Load</i>	<i>Max. Torque</i>
LIPE-1	15.5 X 2	CERAMIC6 PDL 2PL	4150	2400
Pre-Assembled LIPE-1A	15.5 X 2	CERAMIC6 PDL 2PL	4150	2400
LIPE-2	15.5 X 2	CERAMIC6 PDL 2PL	3720	2000
Pre-Assembled LIPE-2A	15.5 X 2	CERAMIC6 PDL 2PL	3720	2000
LIPE-3	14 X 2	CERAMIC4 PDL 2PL	2505	1015
LIPE-4	14 X 1.75	CERAMIC4 PDL 2PL	2505	1015
LIPE-5	14 X 1.75	CERAMIC3 PDL 1PL	1308	620

The Only Clutch On The Market With A Changeable Bearing

LiPe™ Part # AC083-L3583	LiPe Clutch Bearing
-------------------------------------	----------------------------



Clutch Cross Reference

...**LIPE** FOR LIFE™

LIPE PART #	CROSS REFERENCE
LP 108925-20	108925-20AM, 109700-20MO, 109701-20AM
LP 108925-25	108925-25AM, 109700-25MO, 109701-25AM
LP 108935-61	108935-51AM, 108935-61AM, 108935-61MO, 109700-61MO, 109701-51AM
LP 108391-74	108391-74MO, 108391-74AM, 109700-74MO
LP 108925-82	108925-82AM, 108935-82MO, 109701-82AM, 109700-82MO
LP 108935-91	108935-91AM, 108935-91MO, 109701-92AM
LP 208925-20	208925-19, 208924-20, 208925-24, 208925-29, 208925-30, 208925-34, 209701-20, 209701-24, 209701-29, 209701-30, 209701-34, 308925-20, 308925-23, 308925-24, 308925-30, 308925-34, 309701-20, 309701-23, 309701-24, 309701-30, 309701-34
LP 208925-25	208925-25, 208925-35, 209701-25, 209701-35, 308925-25, 308925-35, 309701-25, 309701-35
LP 208925-61	208925-51, 208925-61, 209701-51, 209701-61, 308925-51, 309701-51
LP 208925-82	208925-82, 208925-85, 209701-82, 209701-85, 308925-82, 309701-82

Fax: (731) 642-7899
Tech Support (877) 642-2419
Direct: (731) 642-4215 Ext. 2221
Sales: salesna@setcoauto.com

Setco Automotive (NA) Inc.
Address: 1731 Mineral Wells Avenue,
Paris, Tennessee 38242



Clutch Cross Reference

...**LIPE** FOR LIFE™

LIPE PART #	CROSS REFERENCE
LP 208925-91	208925-91, 208925-92, 209701-91, 209701-92, 308925-91, 309701-91
LIPE 1 & 1A	308925-25, 308937-32, 308925-35, 308937-42
LIPE 2, 2A & 2M*	308925-20, 308925-23, 308925-24, 308925-25, 308925-30, 308925-34, 308925-51*, 308925-82, 308925-91*
LIPE 3	107342-12, 107342-24, 109504-12, 109504-24
LIPE 4	107237-10, 107237-16, 107237-22, 109500-10, 109503-10, 109500-22
LIPE 5	107683-5, 109400-5
LP 104460-1, 11L Engine, I-Shift/M-Drive	85003114, 1044601, 3400700358, 21465235, 21320929, 20812087, 21316220
LP 104461-1, 13L Engine, I-Shift/M-Drive	85000907, 85003972, 85003973, 21580977, 85022454, 85022395, 21844678, 1044611, 3400700359, 21465235, 21320929, 20812087, 21316220
LP 4489DT, DD13 & DD15 Engines, DT-12 Transmission	A0032502115, A0214135000, A0032502115, 6482000218, A1002

Fax: (731) 642-7899
Tech Support (877) 642-2419
Direct: (731) 642-4215 Ext. 2221
Sales: salesna@setcoauto.com

Setco Automotive (NA) Inc.
Address: 1731 Mineral Wells Avenue,
Paris, Tennessee 38242



...**LIPE** FOR LIFE™

Warranty Policy For All Clutches (Except I-Shift/M-Drive & DT-12)

We warrant our products to be free of defects in material and workmanship, and when properly installed and used for their original intent and correct application, they will fit and operate efficiently. Our obligation under this warranty is limited to repair or replacement of any unit proven to be defective.

Written notice of any claimed defect must be sent to Setco Automotive (NA) Inc. either electronically, by fax, or by mail within thirty (30) days after such defect is discovered. Any claimed defective clutch must be returned to Setco Automotive (NA), freight prepaid, for our evaluation. Each clutch must be accompanied by our Clutch Request for Warranty RGA Report, obtained from the Paris, TN, facility. The report must be completed in its entirety. Any unit, upon a thorough examination, proven to be defective due to misuse, improper application, or improper installation will be denied for warranty. The manufacturer does not authorize any other person or its agents to assume for it any liability whatsoever in connection with the sale of its products.

For the best performance of our clutches, it is essential that, before installation, the flywheel be resurfaced or replaced, the pilot bearing be replaced, worn release system components be replaced, and assure the flywheel disc and pressure plate disc, if applicable, are installed correctly.

It is important to note that proof of the above must be submitted along with the Request for Warranty RGA Report when returning a clutch for warranty consideration.

In the event of any issues with the clutch, please call our technical support department (phone number below) as a first step prior to clutch removal. Failure to do either may lead to the warranty being void or denied.

An unlimited mileage nationwide warranty (except for wear out) will be offered for up to one year from the installation date. After the clutch has been examined and proven to be defective, it will be replaced with a new clutch. In certain cases, the labor cost to remove the clutch, if included, will be reimbursed up to a maximum of \$500.00 (Five Hundred Dollars). During the second year of operation, we will continue to warranty on a prorated basis.

**Fax: (731) 642-7899
Tech Support (877) 642-2419
Direct: (731) 642-4215 Ext. 2221
Sales: salesna@setcoauto.com**

**Setco Automotive (NA) Inc.
Address: 1731 Mineral Wells Avenue,
Paris, Tennessee 38242**



... **LIPE** FOR LIFE™

GARANTÍA POLÍTICA PARA LIPE EMBRAGUES SETCO AUTOMOTRIZ (NA) INC.

Nosotros garantizamos nuestros productos a ser libres de defectos en materiales y ejecución de trabajo, y cuando instalados apropiadamente y usados para su intento original y con aplicación correcta deben de quedar y operar eficientemente. Nuestra obligación bajo esta garantía es limitada a reparar o reemplazar cualquier unidad que esté probada de ser defectuosa.

Aviso escrito de cualquier defecto debe ser mandado a Setco Automotive (NA) Inc. electrónicamente, por fax, o por correo dentro de treinta (30) días después de que el defecto sea descubierto. Cualquier embrague que sea reclamado como defectuoso debe ser regresado a Setco Automotive (NA), flete pagado, para nuestra evaluación. Cada embrague debe de venir acompañado por nuestra Clutch Request for Warranty RGA Report, adquirido en la instalación de Paris, TN. El reporte debe ser completado en su totalidad. Cualquier unidad, después de una revisión completa, demuestra ser defectuoso debido a mal uso, aplicación incorrecta, o instalación incorrecta será negada para garantía. El fabricante no autoriza a ninguna otra persona o a sus agentes a asumir responsabilidad de él en conexión cualquiera de la venta de sus productos.

Para el mejor funcionamiento de nuestros embragues es esencial que antes de instalación, el volante sea resurgido o reemplazado, el rodamiento piloto deteriorado sea reemplazado, componentes del sistema de liberación sean reemplazados, y asegurar el disco de volante y disco de placa de presión, si es aplicable, estén instalados correctamente.

Es importante tomar en cuenta que una prueba de lo anterior debe ser presentado con el Request for Warranty RGA Report cuando se regrese un embrague para consideración bajo garantía.

En el evento de cualquier cuestión sobre el embrague por favor llame nuestro departamento de mantenimiento técnico (número de teléfono abajo) como primer paso para el desmontaje de un embrague. Fracaso de hacer esto puede resultar en nulo o rechazo de la garantía.

Una garantía a nivel nacional de kilometraje limitado (excepto por desgaste) será ofrecida hasta un año de la fecha de instalación. Después de que el embrague ha sido examinado y es demostrado como defectuoso será reemplazado con un embrague nuevo. En ciertos casos mano de obra será cobrada para desmontar un embrague, si incluido, será reembolsado hasta un máximo de \$500.00 (quinientos dólares). Durante del segundo año de la operación seguiremos con la garantía sobre una base prorrateada.

Fax: (731) 642-7899

Tech Support (877) 642-2419

Direct: (731) 642-4215 Ext. 2221

Sales: salesna@setcoauto.com

Setco Automotive (NA) Inc.
Address: 1731 Mineral Wells Avenue,
Paris, Tennessee 38242



...**LIPE** FOR LIFE™

Warranty Policy for I-Shift/M-Drive & DT-12 Clutches and Actuators

We warrant our products to be free of defects in material and workmanship, and when properly installed and used for their original intent and correct application, they will fit and operate efficiently. Our obligation under this warranty is limited to the repair or replacement of any unit proven to be defective.

Written notice of any claimed defect must be sent to Setco Automotive (NA) Inc., either electronically, by fax, or by mail, within thirty (30) days after such a defect is discovered. Any claimed defective clutch must be returned to Setco Automotive (NA), freight prepaid, for our evaluation. Each clutch must be accompanied by our Clutch Request for Warranty RGA Report, obtained from the Paris, TN, facility (address below). The report must be completed in its entirety. Any unit, upon a thorough examination, proven to be defective due to misuse, improper application, or improper installation will be denied warranty. The manufacturer does not authorize any other person or its agents to assume any liability whatsoever in connection with the sale of its products.

For a warranty claim to be processed, flywheels must be resurfaced or replaced. It is highly recommended that the actuator is changed at the time of installation. If the actuator is not changed out and the existing actuator fails, the customer will void the clutch warranty. It is also highly recommended that all air systems leading to the actuator be checked for leaks and the ability to hold pressure. This includes all air lines, solenoid valve, and any check valves associated with the actuator. If the ECM shows improper actuator function, all air parts leading to the actuator must be checked for leaks or possible blockage before removal. All parts must be installed properly for a valid warranty claim.

It is important to note that proof of the above must be submitted along with the Request for Warranty RGA Report when returning a clutch for warranty consideration.

In the event of any issues with the clutch, the customer must call our technical support department (phone number below) as a first step prior to clutch removal. Failure to do either may lead to the warranty being void or denied. Clutches are subject to a 2-year or 350,000-mile warranty, whichever comes first. Actuators are subject to a 1-year or 175,000-mile warranty, whichever comes first. After the clutch has been examined and proven to be defective, it will be replaced with a new clutch. In certain cases, labor costs to remove the clutch, if included, will be reimbursed up to a maximum of \$500.00 (Five Hundred Dollars).

**Fax: (731) 642-7899
Tech Support (877) 642-2419
Direct: (731) 642-4215 Ext. 2221
Sales: salesna@setcoauto.com**

**Setco Automotive (NA) Inc.
Address: 1731 Mineral Wells Avenue,
Paris, Tennessee 38242**



... **LIPE** FOR LIFE™

POLÍTICA DE GARANTÍA PARA EMBRAGUES Y ACUADORES LIPE I-SHIFT/M-DRIVE Y DT-12

Garantizamos que nuestros productos están libres de defectos de material y mano de obra, y cuando se instalan y utilizan correctamente para su intención original y aplicación correcta, se ajustarán y funcionarán de manera eficiente. Nuestra obligación bajo esta garantía se limita a la reparación o reemplazo de cualquier unidad que se demuestre que es defectuosa.

La notificación por escrito de cualquier defecto reclamado debe enviarse a Setco Automotive (NA) Inc., ya sea electrónicamente, por fax o por correo dentro de los treinta (30) días posteriores al descubrimiento de dicho defecto. Cualquier embrague defectuoso reclamado debe ser devuelto a Setco Automotive (NA), con flete prepagado, para nuestra evaluación. Cada embrague debe ir acompañado de nuestro Informe RGA de solicitud de garantía de embrague, obtenido en las instalaciones de París, TN (dirección a continuación). El Informe debe completarse en su totalidad. Cualquier unidad, tras un examen exhaustivo, que se demuestre que es defectuosa debido a un mal uso, una aplicación incorrecta o una instalación incorrecta será denegada para la garantía. El fabricante no autoriza a ninguna otra persona o a sus agentes a asumir responsabilidad alguna en relación con la venta de sus productos.

Para que se procese un reclamo de garantía, los volantes deben ser recubiertos o reemplazados. Se recomienda encarecidamente cambiar el actuador en el momento de la instalación. Si el actuador no se cambia y el actuador existente falla, el cliente anulará la garantía del embrague. También se recomienda encarecidamente que todos los sistemas de aire que conducen al actuador sean revisados para detectar fugas y capacidad para mantener la presión. Esto incluye todas las líneas de aire, la válvula solenoide y cualquier válvula de retención asociada con el actuador. Si el ECM muestra un funcionamiento incorrecto del actuador, todas las piezas de aire que conducen al actuador deben verificarse para detectar fugas o posibles obstrucciones antes de retirarlas. Todas las piezas deben instalarse correctamente para una reclamación de garantía válida.

Es importante tener en cuenta que la prueba de lo anterior debe enviarse junto con el Informe RGA de solicitud de garantía al devolver un embrague para su consideración de garantía.

En caso de cualquier problema con el embrague, el cliente debe llamar a nuestro departamento de soporte técnico (número de teléfono a continuación) como primer paso antes de retirar el embrague. El no hacerlo puede llevar a que la garantía sea nula o denegada. Los embragues están sujetos a una garantía de 2 años o 350,000 millas, lo que ocurra primero. Los actuadores están sujetos a una garantía de 1 año o 175,000 millas, lo que ocurra primero. Después de que el embrague haya sido examinado y se haya demostrado que es defectuoso, será reemplazado por un nuevo embrague. En ciertos casos, el costo de mano de obra para quitar el embrague, si está incluido, se reembolsará hasta un máximo de \$ 500.00 (quinientos dólares).

Fax: (731) 642-7899

Tech Support (877) 642-2419

Direct: (731) 642-4215 Ext. 2221

Sales: salesna@setcoauto.com

**Setco Automotive (NA) Inc.
Address: 1731 Mineral Wells Avenue,
Paris, Tennessee 38242**



... **LIFE** FOR LIFE™

SETCO AUTOMOTIVE: THE HOME OF RENOWNED HEAVY-DUTY CLUTCHES



Fax: (731) 642-7899
Tech Support (877) 642-2419
Direct: (731) 642-4215 Ext. 2221
Sales: salesna@setcoauto.com

Setco Automotive (NA) Inc.
Address: 1731 Mineral Wells Avenue,
Paris, Tennessee 38242



...**LIPE** FOR LIFE™

**GET "THE GOLD STANDARD" IN
HEAVY-DUTY CLUTCHES WITH
AN UNMATCHED INDUSTRY WARRANTY TODAY!**

 **SETCO**TM
LIPE
CLUTCH

Setco Automotive (NA) Inc.

**Address: 1731 Mineral Wells Avenue,
Paris, Tennessee 38242**

Sales: salesna@setcoauto.com

Tech Support (877) 642-2419

Direct: (731) 642-4215 Ext. 2221

Fax: (731) 642-7899

